

PERFORMANCE DOCUMENTATION

ARCHITECTURE AT ZERO 2016

CONTENTS

Daylighting Analysis

Illuminance

Illuminance by Hour


DAYLIGHTING ANALYSIS

SAN FRANCISCO, CALIFORNIA

DAYLIGHT AUTONOMY

D.A. (% Time > 300 lux)


0 100%



USEFUL DAYLIGHT ILLUMINANCE

U.D.I. (% Time 100 - 2000 lux)


0 100%



U.D.I. UNDERLIT

Underlit (% Time < 100 lux)

0 100%



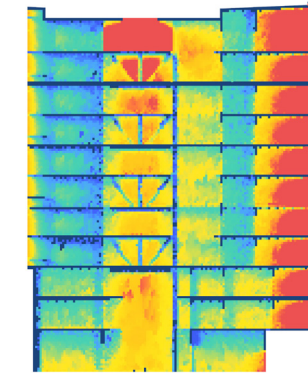
ILLUMINANCE

SAN FRANCISCO, CALIFORNIA

DECEMBER 21@ 9 AM

Illuminance (lux)

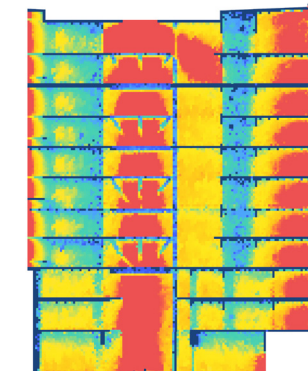
0 1000



June 21@ 9 AM

Illuminance (lux)

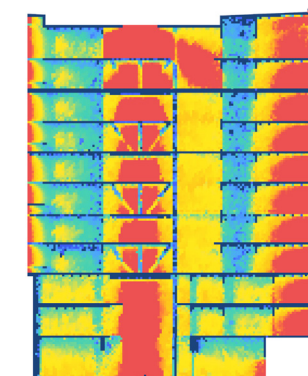
0 1000



SEPTEMBER 21@ 9 AM

Illuminance (lux)

0 1000

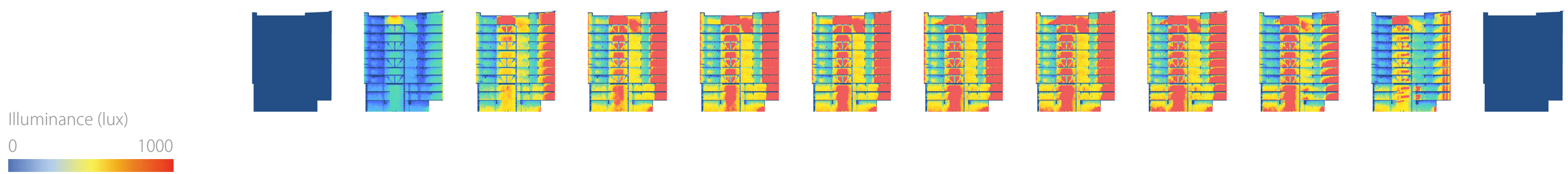


ILLUMINANCE BY HOUR

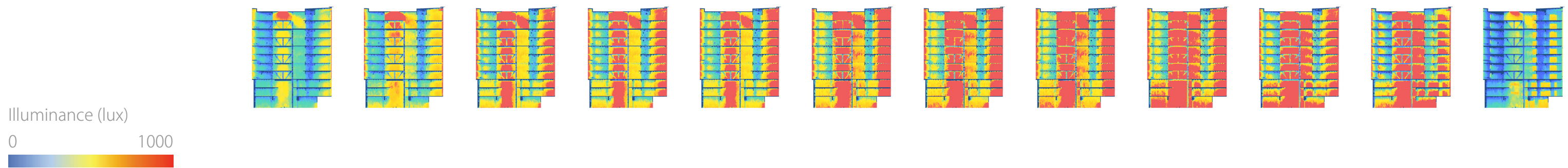
SAN FRANCISCO, CALIFORNIA

DECEMBER 21

7 am 8 am 9 am 10 am 11 am 12 pm 1 pm 2 pm 3 pm 4 pm 5 pm 6 pm



JUNE 21



SEPTEMBER 21

